

# ATV ENVIRONMENTS™

# ENVIRONMENTS™ – FROM HOT TUB TO HAVEN



ATV Steps are available for the front or the back of the swim spa



### ATV & V150 Steps

ATV-14, ATV-17 & V150 Steps are available for the front or the back of the swim spa



### 48-inch ATV Storage Bench

Curved back matches the gentle sweep of the ATV exterior. Provides a nice place to sit and is convenient for storing swim spa supplies

Surround your Marquis® hot tub or swim spa with custom Environments™ to transform your outdoor living area into your personalized hot tub lifestyle space.

Designed and built exclusively by Marquis with the same exacting quality of craftsmanship and durable materials, Environments™ modules perfectly complement your Marquis Signature, Vector21, Celebrity Elite hot tub or ATV™ and add a higher level of sophistication to your outdoor environment.

**Environments are built to endure!** All modules have a heavy-duty top surface built of all-weather decking material. Heavy-duty 1-inch topside material, similar to outdoor decking, is weather resistant to withstand Mother Nature and heavy loads.

Environments are a true investment that will provide you with years of functionality and beauty, and transform your space from hot tub to haven!



### Signature Environments™\*\*

	INCHES	CENTIMETERS
DuraWood™ Step I	29.5W x 8.5H x 14.5D	75W x 22H x 37D
DuraWood™ Step II	29.5W x 16H x 19D	75W x 41H x 48D
DuraWood™ Step II Hinged	29.5W x 16H x 19D	75W x 41H x 48D
DuraWood™ Wish Step	50.5W x 13H x 18D	128W x 33H x 46D
Spirit/Resort Curved Step	29.5W x 8.5H x 14.5D	75W x 22H x 37D
Spirit/Resort Curved Bench	34W x 16H x 14.5D	86W x 41H x 37D
34 inch Storage Bench	34W x 16H x 14.5D	86W x 41H x 37D
48 inch Storage Bench	48W x 16H x 14.5D	122W x 41H x 37D
Corner Bench	12R/30W x 16H x 14.5D	30.5R/77W x 41H x 37D
Corner Bench	16R/35.5W x 16H x 14.5D	40.5R/90W x 41H x 37D
Storage Cabinet	20W x 31.25H x 14.5D	51W x 79H x 37D
Counter Cabinets	54W x 31H x 14.5D	137W x 79H x 37D
Planter	14.5W x 16H x 14.5D	37W x 41H x 37D
Stool	16W x 22.5H x 15.5D	40.5W x 57H x 40D
Shelf with Brackets	48W, 54W, 60W, 65W	122, 137, 152, 165W
Acrylic Towel Bar w/Wood Brackets	37W x 12 H x 3D	94W x 30H x 7D
Long Filler Segment**	58W x 16H x 14.5D	148W x 41H x 37D

### Celebrity Elite Environments™

Step I	26W x 8H x 15.5D	66W x 20H x 40D
Step II	26W x 16H x 20.5D	66W x 41H x 52D
Step II Hinged	26W x 16H x 20.5D	66W x 41H x 52D
Monaco Curved Bench	30W x 16H x 15.5D	76W x 41H x 40D
Storage Bench	36W, 43W, 49W	91W, 109W, 124W
Corner Bench	35.5W x 16H x 15.5D	90W x 41H x 40D

### Vector21 Environments™

Step I	26W x 8.5H x 15.5D	66W x 22H x 40D
Step II	26W x 16H x 21D	66W x 41H x 53D
Step II Hinged	26W x 16H x 21D	66W x 41H x 53D
Storage Bench	36W, 43W, 53W	91W, 109W, 135W
Corner Bench	35.5W x 16H x 15.5D	90W x 41H x 40D


### ATV™ Environments™

ATV™-14 Step (Front/Back)	72W x 69.5H x 40D	183W x 177H x 102D
ATV™-17 Step (Front/Back)	72W x 74.5H x 40D	183W x 189H x 102D
ATV™ Curved Storage Bench	48W x 16H x 19.5D	122W x 41H x 50D
V150 Step (Left/Right)	75W x 65H x 31.25D	190W x 165H x 79D
V150 Storage Bench	49W x 16H x 15.5D	124W x 41H x 40D

\* The base adds 1in (2.5cm) to the overall depth. As with handcrafted items, all dimensions are approximate and may be subject to minor variations.

\*\* Filler segments are designed to fit between two other components; ends are unfinished.

### SIGNATURE



ASH



ESPRESSO



TEAK

### VECTOR21 & CELEBRITY ELITE




BARNWOOD



CORDOVAN

### ATV



ASH




ESPRESSO

### ATV & V150



BARNWOOD



CORDOVAN



www.marquisspas.com | 596 Hoffman Road, Independence, OR 97351  
800.275.0838 | ©Copyright 2018/2019. Marquis® is a registered trademark. Marquis® reserves the right to make product modifications and enhancements. | 710-8647



MARQUIS SIGNATURE ENVIRONMENTS™



Long Filler Segments & Corner Benches create a full surround on a 90in (229cm) Signature hot tub. Plus a Step I makes a grand entrance

VECTOR21 ENVIRONMENTS™



43in (109cm) Benches & Corner Benches are used to create a full surround to encompass an 84in (213cm) hot tub

CELEBRITY ELITE HOT TUBS ENVIRONMENTS™



The 43in (109cm) Benches & Corner Benches create a full surround on an 84in (213cm) hot tub



**Step I** Use on low-profile hot tubs or in front of a Storage Bench for a grand entry

**Step II** Standard or Hinged, it makes the perfect entry step and stowaway component

**Spirit & Resort Step & Bench** Use as a curved step or bench, it matches the Spirit & Resort radius

**Wish Step** Curved step pairs elegantly with the curvaceous Wish hot tub



**Corner Bench** Radius fits nicely around hot tub corners to complete the surround

**34-inch Storage Bench** Creates a great entrance used with Step I. Also convenient for storage

**48-inch Storage Bench** Provides a nice place to sit and is convenient for storing hot tub supplies

**Planters** add the perfect accent on the patio



**Storage Cabinet** Use as bar top and storage cabinet. Use as stand-alone piece, too

**Counter Cabinet** Entertainment module serves as a bar and stores hot tub items. Use as stand-alone piece, too



**Shelves, Stools & Towel Bar** create a comfortable, casual dining area. Shelves with brackets are also available for Vector21 and Celebrity Elite hot tubs



**Step I** Great to use on low-profile hot tubs. Pair with a storage bench for a two-step entry

**Step II** Two-tiered, two-toned step is the perfect entrance, or hinged for storage

**Corner Bench** Radius fits corner of the hot tub and is a great transition for the complete surround



**36-inch Storage Bench** Creates a great entrance when used with Step I. The hinge also makes it convenient for storage

**43-inch Storage Bench** Use on specific models to create a full or partial surround. The hinge also makes it convenient for storage



**53-inch Storage Bench** Provides a stellar entrance when used with Step I. Also pairs with Corner Benches to create a full surround on the V94/V94L. The hinge allows for convenient storage space



**Step I** Use on low-profile hot tubs and partner with a storage bench for a two-step entry

**Step II** Two-tiered, two-toned step for a graceful entrance, or hinged for storage

**Corner Bench** Angles fit nicely around hot tub cut corners to complete the surround



**Monaco Curved Bench** perfectly matches the Monaco radius

**36-inch Storage Bench** Creates a great entrance when used with Step I. The hinge also makes it convenient for storage



**43-inch Storage Bench** Use on specific models to create a full or partial surround. The hinge also makes it convenient for storage

**49-inch Storage Bench** Creates a grand entrance when used with Step I. The hinge also makes it convenient for storage